

UserGuide

Blueair 501/Blueair 601



FEATURING
HEPASILENT™
TECHNOLOGY





Blueair 501/Blueair 601

THANK YOU FOR CHOOSING BLUEAIR

Ready to start breathing cleaner air? First, read this User Guide to ensure that you use the Blueair 501/Blueair 601 safely and effectively. Then plug it in, turn it on and... breathe. Don't hear anything? Check the blue "power on" light. Blueair is so quiet on min speed, you may not realize it's on. But as the patented Blueair system removes dust, pollen, smoke, gases and odors from your indoor environment, we think you'll notice the difference.

GENERAL SAFETY INSTRUCTIONS

The Blueair 501/Blueair 601 is an electrical appliance. Before using it for the first time, please read these safety instructions and take precautions to reduce the risk of fire, electric shock and injury.


(And keep in mind the Limited Warranty applies only if the unit is used according to instructions.)

To reduce the risk of electric shock, the Blueair 501/Blueair 601 has a grounding type plug (with a third pin) that will only fit a grounding type outlet. If the plug does not fit your outlet, contact a licensed electrician to install a grounded outlet. Do not alter the plug in any way.

To avoid electric shock and fire hazards, plug the Blueair 501/Blueair 601 directly into an appropriate electrical outlet (see voltage label on your unit) using the cable provided. The cable is packaged beneath the unit.



Blueair 501/Blueair 601



Do not allow foreign objects to enter the ventilation or exhaust openings. This may cause electric shock or damage to the unit.

Never try to repair or adjust any of the electrical or mechanical functions on your Blueair 501/Blueair 601 yourself. Contact your local dealer or Blueair for service center information.

Use only authorized Blueair filters.

USING YOUR BLUEAIR

Place the unit in a location that allows air to circulate freely in, out and around the unit.

Do not place the unit:

- Directly on or against soft furnishings (such as bedding or curtains).
- Near electronically sensitive devices such as a computer (within 6'/10cm).
- Near sources of heat (such as radiators, fireplaces or ovens).
- Near oxygen tanks or other combustible gases.

Do not let the Blueair come in contact with water. It is not designed for use outdoors or in wet areas (such as bathrooms).

SETTINGS

When turning on the Blueair after the unit has been off, turn the speed control to max speed for a few minutes of fast initial cleaning. Then adjust the control to the desired speed:

- Minimum speed HEPASilent™ (for nighttime use)
- Moderate speed (for daytime use)
- Maximum speed (for fast initial cleaning or very polluted air)

For best results, run your Blueair 501/Blueair 601 24 hours a day, 7 days a week. Continuous operation means you get a continuous supply of clean, filtered air circulating throughout the room.

Blueair 501/Blueair 601

How It Works

Airflow output

Blue "power on" light

Easy-to-change filters
– no tools required

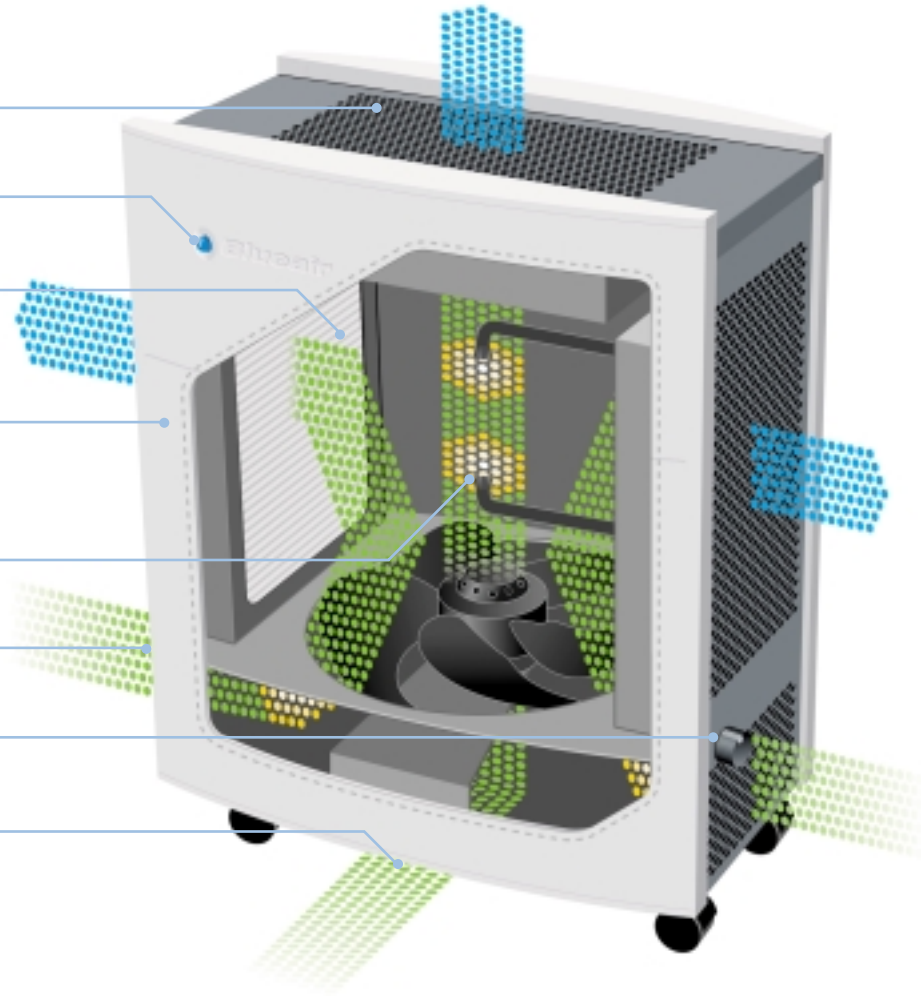
Galvanized Swedish
steel housing

Ion brushes (no ozone generated)

Airflow intake

Speed control knob

Power source and cord





Blueair 501/Blueair 601

KEEP YOUR BLUEAIR LOOKING GOOD AND WORKING WELL

The Blueair 501/Blueair 601 features award-winning Swedish design, materials and workmanship.

Keep your unit in top condition with these cleaning tips:

- When changing filters, vacuum the inside grill when there are no filters in the unit.
- Wipe the exterior with a soft, clean, damp cloth.
- Vacuum the small inlets with a soft brush attachment.
- Never clean with gasoline, chemical solvents or corrosive materials – they may damage the surface.

HELP KEEP THE PLANET HEALTHY, TOO

At Blueair, we're in the business of clean air. Our air purifiers are designed for maximum improvement of indoor air, with minimum impact on the natural world.

The Blueair particle filter is made of polypropylene, which breaks down into water and carbon dioxide when burned.

Blueair filters contain no triclosan or other chemical additives.

All major parts are made from high-quality galvanized steel.

The external parts have been powder coated for endurance and environmental protection (with no introduction of chemical outgassing).

The Blueair 501/Blueair 601 is energy efficient.

Blueair air purifiers are built for years of use. They are also designed to be disassembled and the components sorted and recycled.

Blueair 501/Blueair 601

FILTERS

Patented HEPASilent™ technology makes the Blueair 501/Blueair 601 incredibly quiet. Units come with one HEPASilent™ filter kits (installed):

Particle Filter Kit – Includes 3 particle filters that remove dust, pollen, bacteria, pet dander, mold spores and other airborne particles. The particle filter is made of polypropylene, which mechanically filters out airborne particles. To maximize filter effectiveness, particles are negatively charged before reaching the filters.

Smokestop™ Filter Kit – Includes 3 particle filters with enhanced active carbon. This filter kit is recommended for use in rooms where gaseous pollutants such as cigarette and cigar smoke or other VOCs (volatile organic compounds, such as most household paints) are present. On first use, you may notice a slight odor from the enhanced active carbon; this will dissipate quickly.

For optimal performance Blueair recommends that you replace filters every six months.

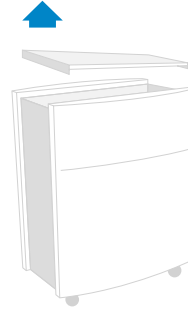
We offer a convenient Filter Subscription Program (not available in all countries). For information or to place an order, contact your local dealer or Blueair.

IMPORTANT! Use only Blueair filters to ensure proper functioning and to qualify your unit for full warranty coverage.

Changing the Filters


STEP 1:

Unplug the unit before changing filters. Firmly lift off the lid on the top of the unit.



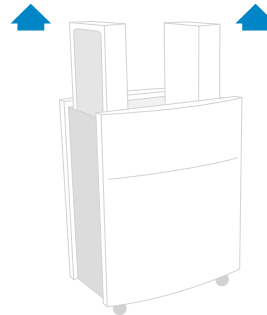
STEP 2:

Remove the filter on top.



STEP 3:

Remove the filters on each side. Vacuum the inside grill.



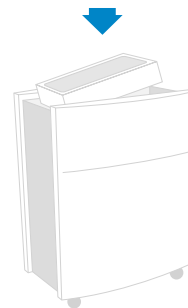
STEP 4:

Guide the first and second new filters into the slots. Ensure that the black side or the mark "out" is facing outwards.



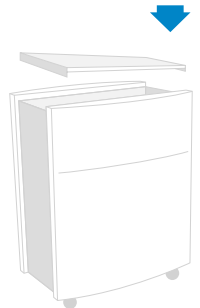
STEP 5:

Place the third filter on top of the unit and ensure that the black side or the mark "out" is facing upwards.



STEP 6:

Put lid back by snapping it into place.



Blueair501/Blueair601

LIMITED WARRANTY

Blueair warrants that your Blueair Air Purifier will be free from defects in material or workmanship for a period of five (5) years from the date of purchase provided that you have completed and returned your warranty registration to Blueair, and that the filters are replaced with original Blueair replacement filters at least once every six (6) months (the "Limited Warranty"). Within the first 30 days of purchase Blueair will replace the defective unit at no charge to you and reimburse any shipping charges. After 30 days, Blueair's obligation and liability under this Limited Warranty is limited to repairing or replacing (at its sole discretion) the defective unit and paying the freight cost of returning the unit to you. The Limited Warranty does not cover replacement filters.

In the event of a malfunction or failure of your Blueair Air Purifier, please contact your local dealer to obtain a return authorization number and the address of the nearest Blueair Repair Center. If you are unable to contact your local dealer, please contact Blueair directly at the addresses listed in your User Guide. The return authorization number must be clearly written on the outside of the shipping box or the shipment may be refused.

Your Limited Warranty remains in effect only if your Blueair Air Purifier:

1. Is operated in accordance with the instructions provided.
2. Has had its filter changed with original Blueair replacement filters at least once every six (6) months.
3. Is connected to a proper power supply (see voltage label on machine).
4. There is no evidence of tampering, mishandling, neglect, accidental damage, modification, and/or repair done to the Blueair Air Purifier by anyone other than authorized Blueair service personnel.
5. Your warranty registration has been completed and returned to Blueair.

This Limited Warranty is provided by Blueair Inc. in North America and Blueair AB outside of North America and contains the only express warranty provided to you.

BLUEAIR DISCLAIMS ANY EXPRESS WARRANTY NOT PROVIDED HEREIN AND ANY IMPLIED WARRANTY, GUARANTEE OR REPRESENTATIONS AS TO THE SUITABILITY FOR ANY PARTICULAR PURPOSE, PERFORMANCE, QUALITY AND ABSENCE OF HIDDEN DEFECTS, AND ANY REMEDY FOR BREACH OF CONTRACT, WHICH BUT FOR THIS PROVISION, MIGHT ARISE BY IMPLICATION, OPERATION OF LAW, CUSTOM OF TRADE OR COURSE OF DEALING, INCLUDING IMPLIED WARRANTIES OF MERCHANTABILITY AND FITNESS FOR A PARTICULAR PURPOSE. EXCEPT AS PROVIDED IN THIS AGREEMENT, BLUEAIR FURTHER DISCLAIMS ANY RESPONSIBILITY FOR LOSSES, EXPENSES, INCONVENIENCES, SPECIAL, INDIRECT, SECONDARY OR CONSEQUENTIAL DAMAGES ARISING FROM OWNERSHIP OR USE OF THE PRODUCTS.

This Limited Warranty gives you specific legal rights and you may also have other rights which may vary upon legal jurisdiction.

Blueair501

Size of Product (inch):

26H X 20W X 13D

Size of Product (mm):

650H X 500W X 340D

Weight:

35 lbs. 15.5 kg

Room Size:590 sq.ft. 54 m²**CADR (Clean Air Delivery Rate):**

Smoke 380 Dust 390 Pollen 390

Airflow Rate:Max speed: 450 CFM 765 m³/hMin speed: 88 CFM 150 m³/h**Power Consumption:**

35 to 120 watts

Noise Level (Sound pressure level):

Min speed: 32 dB(A)

Max speed: 68 dB(A)

Blueair601

Size of Product (inch):

26H X 20W X 13D

Size of Product (mm):

650H X 500W X 340D

Weight:

35 lbs. 15.5 kg

Room Size:650 sq.ft. 60 m²**CADR (Clean Air Delivery Rate):**

Smoke 420 Dust 420 Pollen 420

Airflow Rate:Max speed: 490 CFM 840 m³/hMin speed: 88 CFM 150 m³/h**Power Consumption:**

35 to 120 watts

Noise Level (Sound pressure level):

Min speed: 32 dB(A)

Max speed: 68 dB(A)

Blueair reserves the right to change or modify any specifications without notice.

CONTACT BLUEAIRSTORE /MEDWING

Have questions about your Blueair Air Purifier or replacement filters?

Contact Blueair Store /Medwing

www.blueairstore.com

Phone: 1-877-633-9464

CLEAN AIR
IS A HUMAN RIGHT

